



THE SIMS 4 DINE OUT

UNOFFICIAL SIMSVIP GUIDE



THIS GAME GUIDE WAS WRITTEN BY:

SimsVIP

THIS IS A GAME GUIDE FOR:
THE SIMS 4 DINE OUT GAME PACK
(PC/MAC)

THIS GUIDE IS NOT AN OFFICIAL GAME GUIDE. THIS GUIDE WAS COMPOSED INDEPENDENTLY AND NOT ENDORSED BY OR AUTHORIZED BY ELECTRONIC ARTS. SIMSVIP GAME GUIDES ARE CREATED SOLELY FOR INFORMATIONAL PURPOSES. SIMSVIP HAS MADE EVERY EFFORT TO ENSURE THE INFORMATION IN THIS GUIDE IS ACCURATE AND MAKES NO WARRANTY AS TO THE ACCURACY OR COMPLETENESS OF THE MATERIAL WITHIN THE GUIDE THE SIMS GAMES ARE OWNED AND OPERATED BY ELECTRONIC ARTS

*This is an unofficial game guide for the Sims 4 Dine Out Game Pack (PC/MAC)

THE SIMS 4 DINE OUT

UNOFFICIAL SIMSVIP GUIDE

SIMSVIP GAME GUIDE



THIS GUIDE IS NOT AN OFFICIAL GAME GUIDE. THIS GUIDE WAS COMPOSED INDEPENDENTLY AND NOT ENDORSED BY OR AUTHORIZED BY ELECTRONIC ARTS. SIMSVIP GAME GUIDES ARE CREATED SOLELY FOR INFORMATIONAL PURPOSES. SIMSVIP HAS MADE EVERY EFFORT TO ENSURE THE INFORMATION IN THIS GUIDE IS ACCURATE AND MAKES NO WARRANTY AS TO THE ACCURACY OR COMPLETENESS OF THE MATERIAL WITHIN THE GUIDE. THE SIMS GAMES ARE OWNED AND OPERATED BY ELECTRONIC ARTS.

SIMSVIP HAS MADE EVERY EFFORT TO ENSURE THE INFORMATION IN THIS GUIDE IS ACCURATE AND MAKES NO WARRANTY AS TO THE ACCURACY OR COMPLETENESS OF THE MATERIAL WITHIN THE GUIDE.

COPYRIGHT © 2016

CONTRIBUTORS



ALEXIS

EDITOR-IN-CHIEF

Hey everyone! My name is Alexis and I am the Editor-in-Chief for SimsVIP.com! I am a long-time simmer and community member, and am one of the writers for The Sims 4 Dine Out Game Pack Guide.

If you're reading my author bio, that means you're checking out the PDF version of our guide! I hope this guide helps you with eating some yummy food, and thank you for your continued support!



KERRI

DESIGNER

Hello! My name is Kerri and I am a designer here for the SimsVIP. My job is to essentially make things look good. I do info graphics for the site and now these game guides! So I really hope you enjoy it.

I have been a fan of the sims since the first game my favorite thing to do in the Sims 4 is build stuff and customize sims. Thank you for the support on this game guide and I hope to provide you with high quality PDF's like this one in the future :)



KIT McDONALD

GUIDE WRITER

Kit is a chocolate loving stay at home wife and mother with an overwhelming passion for The Sims. A legacy player at heart, she prefers the challenge of building something out of nothing. When she isn't trapping unsuspecting Sims in pools, Kit is often writing a new story, plotting for her next tabletop campaign, or experimenting with a new recipe. Cupcakes, yum!

BASIC INFO

BASIC INFO

NEW GAME
OPTIONS

NEW GAMEPLAY

BUILD/BUY

GAME SUMMARY

Own a restaurant and take your Sims out to eat with The Sims 4 Dine Out*. Create and manage a variety of restaurants, hire staff, and set the perfect menu to earn a profit and expand your business. Dine out with Sims to enjoy all-new experimental cuisine and spend quality time with friends and family.

GAME PICTURES



CREATE A SIM

CREATE A SIM FASHIONS

- **Female Adult/Teen/Elder** - 4 Hairstyles and Hats, 2 Tops, 2 Bottoms, 7 Outfits
- **Female Children** - 1 Hairstyle, 1 Top, 1 Bottom, 1 Outfit
- **Male Adult/Teen/Elder** - 2 Hairstyles and Hats, 5 Tops, 2 Bottoms, 4 Outfits
- **Male Children** - 1 Hairstyle, 2 Tops

HAIRSTYLES AND HATS



BASIC INFO

NEW GAME
OPTIONS

NEW GAMEPLAY

BUILD/BUY

CREATE A SIM -CONTINUED



BASIC INFO

NEW GAME
OPTIONS

NEW GAMEPLAY

BUILD/BUY

CLOTHING



CREATE A SIM -CONTINUED

BASIC INFO

NEW GAME
OPTIONS

NEW GAMEPLAY

BUILD/BUY



CREATE A SIM -CONTINUED

BASIC INFO

NEW GAME
OPTIONS

NEW GAMEPLAY

BUILD/BUY



NEW GAME OPTIONS & INTERACTIONS

BASIC INFO

NEW GAME
OPTIONS

NEW GAMEPLAY

BUILD/BUY

THE RESTAURANT VENUE

When loading saved games that do not have a Restaurant in the world, The Sims 4 will prompt you to use an automated lot placement to add one to your neighborhood. If you do not want to place one at that time, exit out and place a Restaurant at a later time via the "My Library" tab in The Sims 4 Gallery. There are 6 pre-made Restaurants in all.

THE RESTAURANT IS NOW AVAILABLE!

Chez Llama is the ultimate culinary destination for your Sims. Dress up and try the Chef's latests experimental creations. You can find it and other restaurants in the "My Library" tab in the Gallery.



WOULD YOU LIKE TO PLACE THE LOT NOW?

Place this Lot in the world!

Placing the pre-built lots is not your only option though. If you decide to build your own lot for the world you live in, the following requirements must be met for the lot to be considered a Restaurant.

Restaurant Venue Checklist

- 1 Sink
- 1 Toilet
- 1 Chef Station
- 4 Dining Spots
- 1 Water Station
- 1 Host Station



NEW GAME OPTIONS & INTERACTIONS - CONTINUED

PRE-BUILT LOTS

Sunny Side Up Diner (Restaurant, 30×20, \$46,436) - Serving the most important meals of the day any time of day



Hogan's Burger Bar (Restaurant, 30×20, \$28,596) - A restaurant crafted around the idea of a BBQ picnic - minus all the ants. This is the place to be on those days when we feel like we want to dine outside. Also, what better combination than Meat, Cheese, and Carbs? Bring these all together and you have the ingredients for a great restaurant.



BASIC INFO

NEW GAME
OPTIONS

NEW GAMEPLAY

BUILD/BUY

NEW GAME OPTIONS & INTERACTIONS - CONTINUED

BASIC INFO

NEW GAME
OPTIONS

NEW GAMEPLAY

BUILD/BUY

The Diving Pelican (Restaurant, 30×20, \$87,592) - Feel the salty fresh air as if you were a pelican looking for its meal, feel the rush of the water...OK, not the rush of the water, but luckily you won't need to dive in for your meal at The Diving Pelican! Elevated above sea level seafood for the masses, we just recommend to get a bigger napkin.



L'Attente Bistro (Restaurant, 30×20, \$75,840) - You will want to line up and wait many hours for a spot to try their delicious recipes. No, we don't have a clue as to what their dishes are. We are still waiting in line!



NEW GAME OPTIONS & INTERACTIONS - CONTINUED

BASIC INFO

NEW GAME
OPTIONS

NEW GAMEPLAY

BUILD/BUY

Villa Bovine (Restaurant, 30×20, \$71,674) - Expertly and perfectly cooked Italian cuisine served daily! Enjoy a delicious pasta or a succulent steak. Bring your appetite, because you will need a lot of it!



Chez Llama (Restaurant, 30×20, \$112,347) - Partake in science and taste Chez Llama's most experimental dishes. If it doesn't look like what you think you ordered, then it is a successful and delicious meal! What? Don't be scared, they only serve edibles.



NEW GAME OPTIONS

BASIC INFO

NEW GAME
OPTIONS

NEW GAMEPLAY

BUILD/BUY

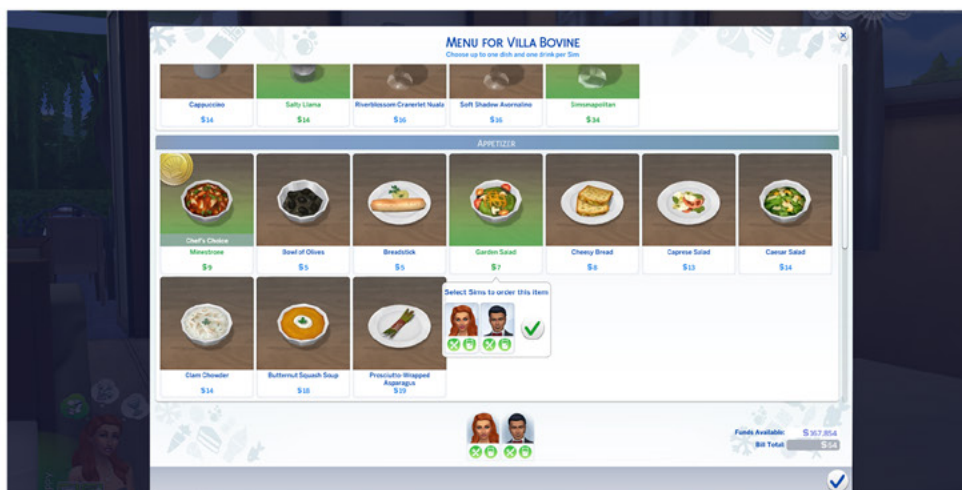
DINING OUT

With the all-new Restaurant Venues, Sims can opt to go out for a bite to eat in any of the pre-made or custom built restaurants. Once you enter the establishment, see the host for seating arrangements, or use the “Request Table” interaction on any of the available tables to custom pick your seats. Everyone in your party will be seated together.



Once you’ve been seated, you have the following available options when clicking the table:

- **Give Up/Request Table** - This interaction allows you to give up your current table or request to be seated at a new table
- **Draw on Placemat** - If you find kids (and adults!) with nothing to do while waiting on their food, use this interaction to help pass the time. Not only does this interaction help Sims increase the painting and creativity skills, there are different designs and drawing qualities!
- **Order for Table** - This is the interaction to use when Sims are ready to eat and drink! Once the menu opens, you can select one drink and any one food item (Drinks, Appetizers, Main Course, and Dessert), per Sim, per order. You can mix and match the items you order each time you use the interaction when dining out.
- **Bring Out Cake** - At any time during your dining experience, Sims can use this interaction to bring out one of 6 cake varieties. These cakes can be used to celebrate birthdays, weddings, or just be eaten.



NEW GAME OPTIONS - CONTINUED

BASIC INFO

NEW GAME
OPTIONS

NEW GAMEPLAY

BUILD/BUY

During the time spent dining out, Sims will receive a number of moodlets regarding the food they are eating, and the great time they are having. If you want to express how great (or bad) of a time you had dining at the restaurant, use the new “Restaurant” social options on servers and chefs to **Compliment or Insult the Chef**.

In addition to the new interactions mentioned above, Sims who are sitting together in booths can use the new romantic “**Feed a Bite**” interaction on their significant other.



FOOD POISONING



Not every dish you eat at restaurants leaves you wanting more. Sometimes Sims will finish off a meal, and walk off with a little more than they bargained for. Food poisoning is now possible in The Sims 4 when dining at restaurants.

Sims who end up with the “**Food Poisoned**” moodlet for several hours, will experience frequent runs to the bathroom coupled with gagging and regurgitating. For the duration of the food poisoned moodlet, Sims can use their cell phones to “**Report Food Poisoning**” to the restaurant. The restaurant will be sure to reimburse a Sim for the unfortunate incident.

Fortunately, food poisoning in the game is not strong enough to kill your Sims, so they eventually get better. When the food poisoning subsides, Sims receive the “**Survived Food Poisoning**” moodlet for 24 hours. Along with this special moodlet comes a new social interaction to “**Brag**” about surviving food poisoning.

NEW GAME OPTIONS - CONTINUED

BRING CAKE TO TABLE

With the all-new “Bring Cake To Table” interaction, Sims can choose any of six different cakes to celebrate with (or just eat) while dining at a restaurant. Add a wedding topper or birthday candles to the cake and celebrate that special occasion on the fly!



PLACEMAT DRAWING

If you find kids (and adults!) with nothing to do while waiting on their food, use this interaction to help pass the time. Not only does this interaction help Sims increase the painting and creativity skills, there are different designs and drawing qualities!

- Drawings can be placed in a Sim's inventory to take home and hang on the wall



BASIC INFO

NEW GAME
OPTIONS

NEW GAMEPLAY

BUILD/BUY

NEW GAME OPTIONS - CONTINUED

SIMSTAGRAM

The Sims 4 Dine Out Game includes a mock social media dubbed “Simstagram” for Sims to share photos to. Simstagram is exclusively available for Experimental Food Prints, and Sims can use the service via the cell phone. Special moodlets included.

- Taking photos of experimental food increases a Sim’s Gourmet Cooking Skill



AQUARIUMS

The Sims 4 Dine Out adds a new Aquarium. Sims can purchase fish directly from the tank, restock the aquarium for \$130 Simoleons, or fill the aquarium with fish from their inventory. Selecting the “Open” interaction will allow a Sim to take and deposit up to 4 fish at a time.



BASIC INFO

NEW GAME
OPTIONS

NEW GAMEPLAY

BUILD/BUY

NEW GAME OPTIONS - CONTINUED

RESTAURANT SIGNS

The Sims 4 Dine Out adds the ability to create signage for your business. The new system allows you to mix and match different designs to create a unique sign for your restaurant.



CHEF STATION

The Sims 4 Dine Out adds a Chef Station to the game. This object can be used in restaurants and on a home lot. This is the only object that allows Sims to cook Experimental Food at home.

Use the Hire Staff > Hire Chef (\$800) interaction to hire a talented chef that cooks at home for your Sims! Sims can place orders directly with the chef and select food dishes from a limited menu. Chefs are on duty for 4 hours per shift.



BASIC INFO

NEW GAME
OPTIONS

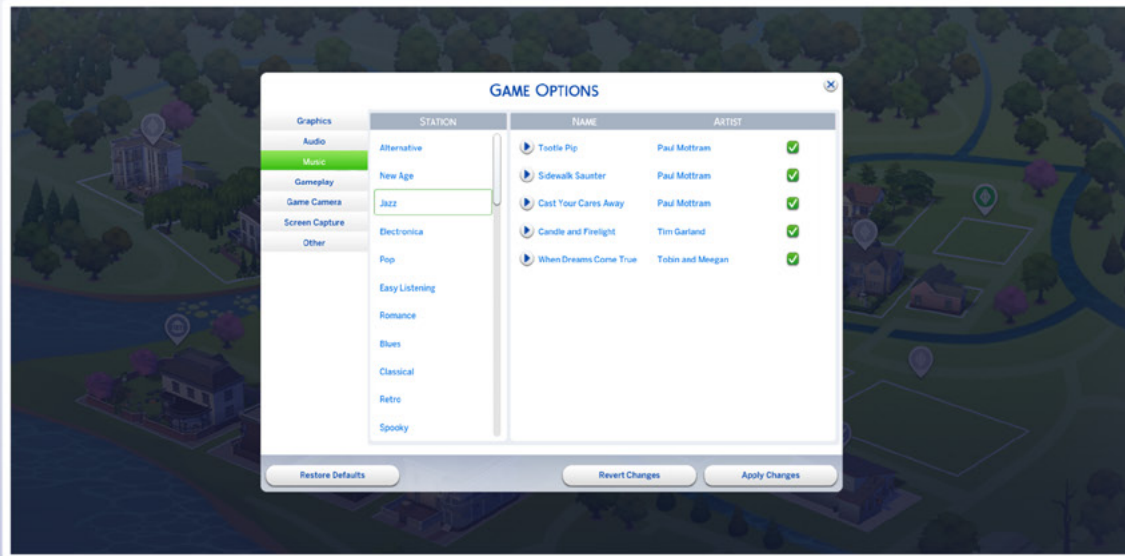
NEW GAMEPLAY

BUILD/BUY

NEW GAME OPTIONS - CONTINUED

RADIO STATION

The Sims 4 Dine Out adds a brand new Radio Station called “Jazz”. You can listen to the new channel via high end Stereos and Wall Speakers.



EXPERIMENTAL FOOD

Experimental Food is a new recipe category that is available when dining out, or cooking at home on the Chef Station. Experimental food can be purchased at any restaurant that offers the new recipes in the menu, but aren't readily available for Sims to cook at home.



BASIC INFO

NEW GAME OPTIONS

NEW GAMEPLAY

BUILD/BUY

NEW GAME OPTIONS - CONTINUED

BASIC INFO

NEW GAME
OPTIONS









NEW GAMEPLAY

BUILD/BUY

These new recipes work similar to a skill, where they must be eaten and learned in order to be cooked at home. Sims who have a level 5 or higher Cooking Skill will automatically learn the recipes when eating the food at a restaurant. In order to cook all 20 of these new recipes at home, Sims will have to spend the time eating them at a restaurant.

Sims who do not possess at least a level 5 in the Cooking skill will not learn the recipes until they have a high enough skill. In addition to being a new recipe type, these new food dishes are also part of a new Experimental Food Print collection. Using the "Take Photo of Experimental Food" interaction on these dishes will place a print into a Sim's inventory.

- Taking photos of experimental food increases the Gourmet Cooking Skill
Experimental Food can only be cooked on the all-new Chef Station
Level 5 in the Cooking Skill is required for a Sim to cook the new recipes

IMAGE	PRINT NAME	DESCRIPTION
	Vanilla Sea Shells and Chocolate Caviar	A perfect mix of the classic flavors. #TeamVanilla or #TeamChocolate
	Semi-Firm Beet Noodles	A bit beyond al dente but it works for this vegetarian dish. #JustBeetIt
	Glazed Heirloom Bamboo Roll	A delightful departure from the flavor of raw bamboo. It was probably taken too far for the panda at heart. #Bamboozled
	Crystallized Coco Blocks	Its tempting to build walls and structures with these little cubes. Don't forget to experience the taste. #PlayingWithMyFood
	Cubed Ahi with Veggie Wasabi Matrix	The chef's homage to the amazingly streamlined shape of the wild tuna. #OpporTunatySiezed
	Sizzled Brisket over Sour Clover Salad	Sizzling until the last bite. #TastyBiteOfLuck
	Jungle Moss Egg with Lavender Wisps	Served without unnecessary humidity and bugs. #CulinarySafari
	Artisan Fish Trio	A fresh sampling of the most skilled fish in the sea. #JustForTheHalibut













NEW GAME OPTIONS - CONTINUED

BASIC INFO

NEW GAME
OPTIONS

NEW GAMEPLAY

BUILD/BUY







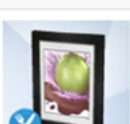


IMAGE	PRINT NAME	DESCRIPTION
	Tiger Shrimp in Smoked Dewdrop Broth	The flavor of these tasty shrimp leaps out and attacks the tongue. #CrouchingTigerHiddenFlavor
	Spherized Fruit Gel in Foam Nest	The gels are concentrated fruit flavor balanced well with a neutral foam palette cleanser. #NestedFlavor
	Honeycomb Garden Vegetable Cups	Delicate cups of veggie goodness, each celebrating its own flavor from the garden. #HiveFive
	Glacier Infused Iceberg Lettuce	Caution, can cause ice cream headaches without the ice cream. #IcebergAhead
	Rustic Pâté Drizzled in Aged Jus	A single bite will take your mouth on a country holiday. #ReadyToPate
	Cured Meat Crisps on Reclaimed Forest Wood	Flavor sealed in by the solar curing process really pops when bitten into. #EcoFriendly
	Savory Bacon Love Petals	This dish will make you fall in love with bacon all over again. #SixDegreesOfCandiedBacon
	Space Taco with Pearled Egg Core	Dreamt up by an astronaut that had enough of freeze dried food. #Eggstraterrestrial
	Free Range Sixam Pit Beast	The suction cups contain bursts of tangy flavor. #EatOrBeEaten
	Honeyed World Fruit Charcuterie	Fruit and honey are the best pairing to bring out the flavors of the finely sliced meat. #RazorThinMeats
	Vertical Berry Cake	Layer after layer of berry flavor. #BerriedUnderLayers
	Volcano Pasta	Melted cheese at just the right temperature to not burn your mouth. #UnbeLAVable

NEW GAME OPTIONS - CONTINUED

COLLECTIBLES

The Sims 4 Dine Out includes brand new Experimental Food Photos Collection. These photos can be collected by taking photos of the experimental food items found in restaurants when dining out. You can keep the photos to hang on a wall, or sell them for \$10 Simoleons each. Use the “Take Photo of Experimental Food” interaction to collect all 20!

Taking photos of experimental food increases the Gourmet Cooking Skill
Experimental food photos can be shared to “Simstagram” via the cell phone

IMAGE	PRINT NAME	DESCRIPTION
	Vanilla Sea Shells and Chocolate Caviar	A perfect mix of the classic flavors. #TeamVanilla or #TeamChocolate
	Semi-Firm Beet Noodles	A bit beyond al dente but it works for this vegetarian dish. #JustBeetIt
	Glazed Heirloom Bamboo Roll	A delightful departure from the flavor of raw bamboo. It was probably taken too far for the panda at heart. #Bamboozled
	Crystallized Coco Blocks	Its tempting to build walls and structures with these little cubes. Don't forget to experience the taste. #PlayingWithMyFood
	Cubed Ahi with Veggie Wasabi Matrix	The chef's homage to the amazingly streamlined shape of the wild tuna. #OpporTunatySized
	Sizzled Brisket over Sour Clover Salad	Sizzling until the last bite. #TastyBiteOfLuck
	Jungle Moss Egg with Lavender Wisps	Served without unnecessary humidity and bugs. #CulinarySafari
	Artisan Fish Trio	A fresh sampling of the most skilled fish in the sea. #JustForTheHalibut
	Tiger Shrimp in Smoked Dewdrop Broth	The flavor of these tasty shrimp leaps out and attacks the tongue. #CrouchingTigerHiddenFlavor

BASIC INFO

NEW GAME
OPTIONS

NEW GAMEPLAY

BUILD/BUY

NEW GAME OPTIONS - CONTINUED

IMAGE	PRINT NAME	DESCRIPTION
	Spherized Fruit Gel in Foam Nest	The gels are concentrated fruit flavor balanced well with a neutral foam palette cleanser. #NestedFlavor
	Honeycomb Garden Vegetable Cups	Delicate cups of veggie goodness, each celebrating its own flavor from the garden. #HiveFive
	Glacier Infused Iceberg Lettuce	Caution, can cause ice cream headaches without the ice cream. #IcebergAhead
	Rustic Pâté Drizzled in Aged Jus	A single bite will take your mouth on a country holiday. #ReadyToPate
	Cured Meat Crisps on Reclaimed Forest Wood	Flavor sealed in by the solar curing process really pops when bitten into. #EcoFriendly
	Savory Bacon Love Petals	This dish will make you fall in love with bacon all over again. #SixDegreesOfCandiedBacon
	Space Taco with Pearled Egg Core	Dreamt up by an astronaut that had enough of freeze dried food. #Eggstraterrestrial
	Free Range Sixam Pit Beast	The suction cups contain bursts of tangy flavor. #EatOrBeEaten
	Honeyed World Fruit Charcuterie	Fruit and honey are the best pairing to bring out the flavors of the finely sliced meat. #RazorThinMeats
	Vertical Berry Cake	Layer after layer of berry flavor. #BerriedUnderLayers
	Volcano Pasta	Melted cheese at just the right temperature to not burn your mouth. #UnbeLAVable

BASIC INFO

NEW GAME
OPTIONS









NEW GAMEPLAY

BUILD/BUY

NEW GAME OPTIONS - CONTINUED

NEW RECIPES

The Sims 4 Dine Out adds 8 brand new food recipes. These items are available for purchase in a restaurant, and also available to make at home with the right Cooking Skill.

IMAGE	NAME	SKILL LEVEL
	Caesar Salad	Level 5 Homestyle Cooking Level 2 Gourmet Cooking
	Butternut Squash Soup	Level 4 Gourmet Cooking Skill
	Eggs Benedict	Level 6 Gourmet Cooking Skill
	Fruit Salad	Level 1 in the Cooking Skill
	Italian Meatballs	Level 4 in the Cooking Skill
	Minestrone	Level 5 in the Cooking Skill
	Clam Chowder	Level 6 in the Cooking Skill
	Tiramisu	Level 5 Homestyle Cooking Level 5 Gourmet Cooking

BASIC INFO

NEW GAME
OPTIONS









NEW GAMEPLAY

BUILD/BUY

NEW GAME OPTIONS - CONTINUED

NEW DRINKS

The Sims 4 Dine Out adds 8 brand new drink options. While most are available to make at the bar, some are only available to Sims who order them at a restaurant.

IMAGE	NAME	AVAILABLE
	Monte Vista Reserve Renoit	Restaurants Only
	Red Nectar Blend	Restaurants Only
	White Nectar Blend	Restaurants Only
	Von Haunt Estate Meloire	Restaurants/Bar
	Riverblossom Cranerlet Nuala	Restaurants/Bar
	Soft Shadow Avornalino	Restaurants/Bar
	Granite Falls Grappo Blanco	Restaurants/Bar
	Sparkling Water	Restaurants/Bar

BASIC INFO

NEW GAME
OPTIONS

NEW GAMEPLAY

BUILD/BUY

NEW GAMEPLAY

BASIC INFO

NEW GAME
OPTIONS

NEW GAMEPLAY

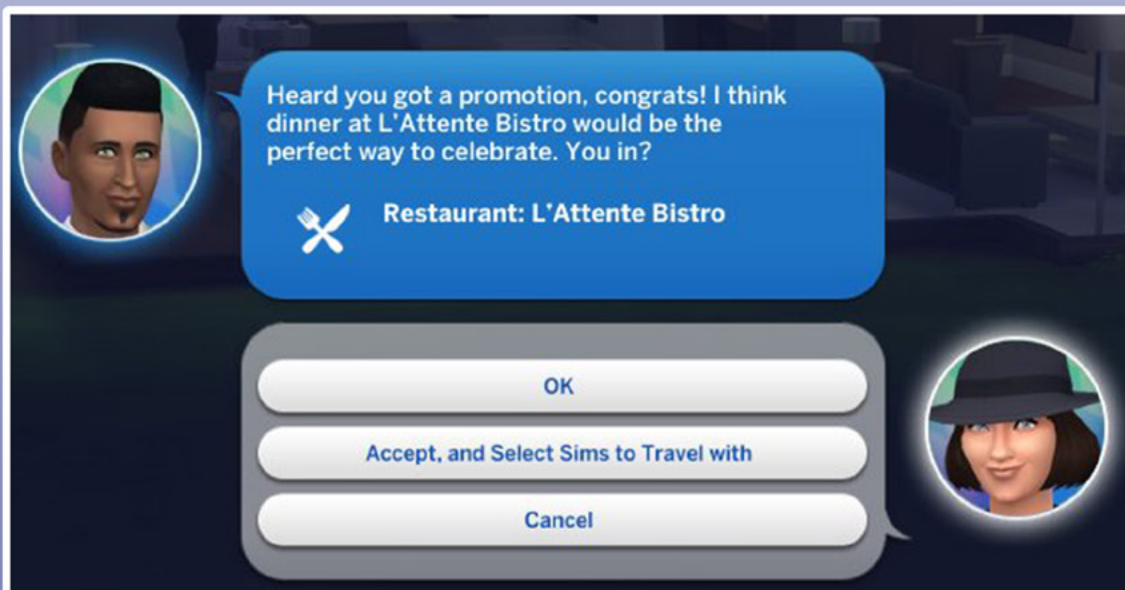
BUILD/BUY

INTRODUCTION TO RESTAURANTS

With the all-new Restaurant Venues, Sims can opt to go out for a bite to eat in any of the pre-made or custom built restaurants. Once you enter the establishment, see the host for seating arrangements, or use the “Request Table” interaction on any of the available tables to custom pick your seats. Everyone in your party will be seated together.



Sims don't need a reason to visit a restaurant, but a good reason doesn't hurt either. Sim may often receive text messages from others with invites to head out for breakfast, lunch, or dinner. What's qualifies as a reason to dine out? Romance, promotions, mourning a lost loved one, or reconciliation between enemies. No matter the reason, good eats are in order!



NEW GAMEPLAY - CONTINUED

BASIC INFO

NEW GAME
OPTIONS

NEW GAMEPLAY

BUILD/BUY

Sims will experience all-new moodlets while dining out. The most common is the Happy +2 moodlet that your Sim will receive for being Out to Breakfast, Out to Lunch, or Out to Dinner. Sims that go to a fancy restaurant in anything less than formal attire might find themselves with an Embarrassed +2 moodlet for being Underdressed.

Sims are also able to host two social events at Restaurant Venues: Birthday Parties and Dates. These events unlock special interactions and moodlets such as the Flirty +2 Moodlet for eating with a special someone. You can also use the new “Feed a Bite” interaction available for Sims sitting side by side on a dinner date.



While your Sims are seated at the table, they can pass the time by drawing on a placemat. The placemat increases creative/painting skills, and a Sim that has a higher skill will color the placemat better. They can be put into your Sims' inventory and plates can rest on top of them for the dining experience. After your Sim is done coloring, they will receive a Coloring Completed moodlet that gives an Inspired +1 buff.



NEW GAMEPLAY - CONTINUED

BASIC INFO

NEW GAME
OPTIONS

NEW GAMEPLAY

BUILD/BUY

Once you've been seated, you have the following available options when clicking the table:

- **Give Up/Request Table** - This interaction allows you to give up your current table or request to be seated at a new table
- **Draw on Placemat** - If you find kids (and adults!) with nothing to do while waiting on their food, use this interaction to help pass the time. Not only does this interaction help Sims increase the painting and creativity skills, there are different designs and drawing qualities!
- **Order for Table** - This is the interaction to use when Sims are ready to eat and drink! Once the menu opens, you can select one drink and any one food item (Drinks, Appetizers, Main Course, and Dessert), per Sim, per order. You can mix and match the items you order each time you use the interaction when dining out.
- **Bring Out Cake** - At any time during your dining experience, Sims can use this interaction to bring out one of 6 cake varieties. These cakes can be used to celebrate birthdays, weddings, or just be eaten.



During the time spent dining out, Sims will receive a number of moodlets regarding the food they are eating, and the great time they are having. If you want to express how great (or bad) of a time you had dining at the restaurant, use the new “Restaurant” social options on servers and chefs to Compliment or Insult the Chef.



NEW GAMEPLAY - CONTINUED

BUILDING AND PLACING RESTAURANTS

Restaurant Ownership begins with a restaurant. Switching a lot to the “Restaurant Venue” tag in build mode will instantly open up the restaurant setup menu. This popup allows you to create a name for your restaurant, select a preset or custom menu, assign staff outfits, and set the customer attire. All of these options can be edited freely at any time in Build Mode.



Once you’ve brainstormed a layout and sharpened your building skills, you can move forward with creating your restaurant. For functional Restaurant Venues to be active in the world, at minimum, the following items must be placed in the venue:

- 1 Sink
- 1 Toilet
- 1 Chef Station
- 4 Dining Spots
- 1 Water Station
- 1 Host Station

Now that you have a restaurant customized to your liking, you can either run the restaurant as your own for profit, or you can leave it as an NPC Restaurant for your Sims to visit.

If building and creating restaurants is not something you want to dip your toes in, you can also place pre-made homes from the community gallery or your Library. When loading saved games that do not have a Restaurant in the world, The Sims 4 will prompt you to use an automated lot placement to add one to your neighborhood.

BASIC INFO

NEW GAME
OPTIONS

NEW GAMEPLAY

BUILD/BUY

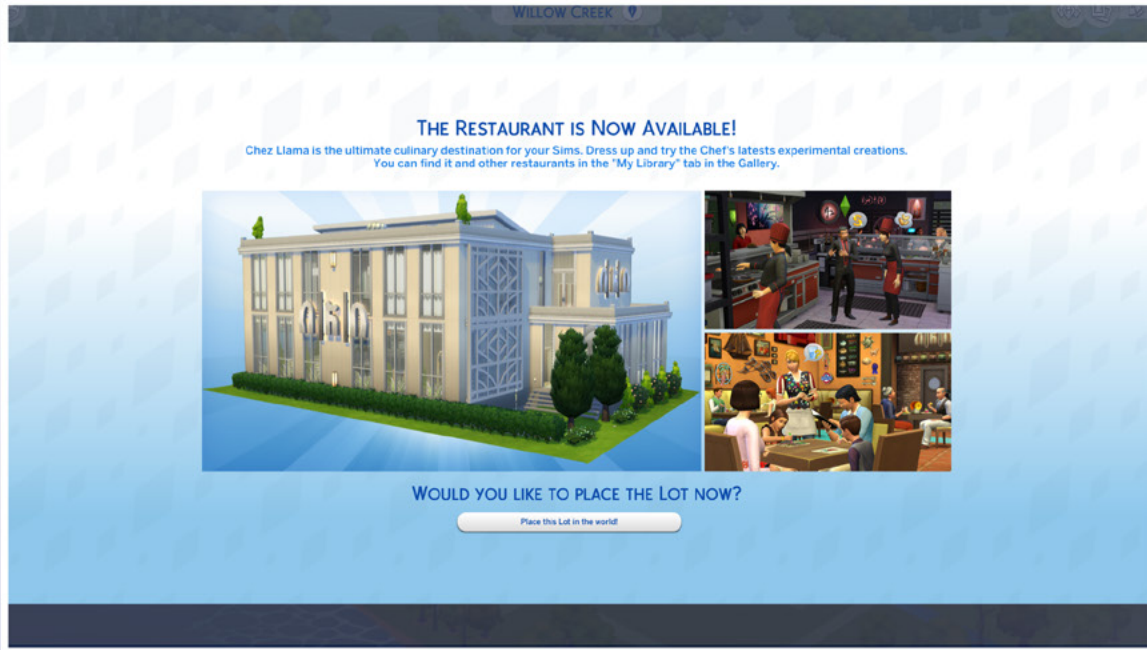
NEW GAMEPLAY - CONTINUED

BASIC INFO

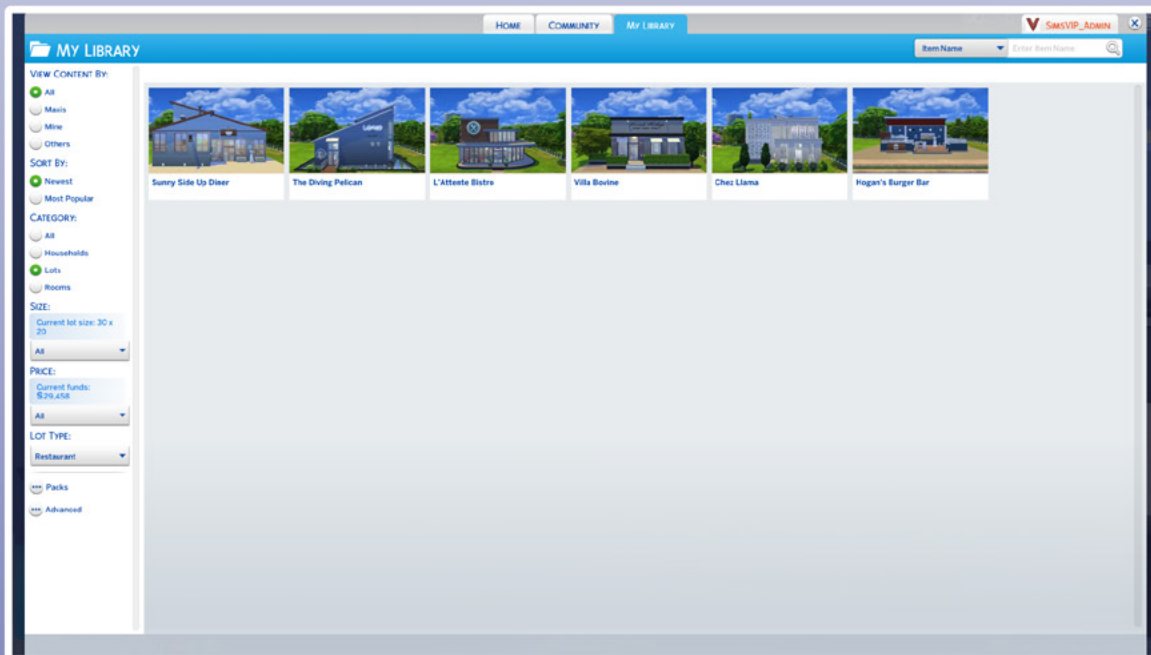
NEW GAME
OPTIONS

NEW GAMEPLAY

BUILD/BUY



If you do not want to place one at that time, exit out and place a Restaurant at a later time via the "My Library" tab in The Sims 4 Gallery. There are 6 pre-made Restaurants in all.



NEW GAMEPLAY - CONTINUED

RUNNING A RESTAURANT

While you're not able to fill the role of a Chef, Host, or Waiter, The Sims 4 Dine Out lets you play as the manager of the restaurant. Your Sims have a responsibility to ensure everything is running efficiently. With proper management, skilled employees, and a delicious menu, your Sims stand a good chance of running a successful restaurant.

Running a restaurant in The Sims 4 Dine Out is very similar to the retail system found in The Sims 4 Get To Work, yet it stands as a unique system on its own. First order of business is to purchase a restaurant by using the phone, or selecting one from the Business panel at the bottom right of the UI. The business panel will contain all the information about restaurants your Sims own, as well as the individual details about each restaurant.

- You can purchase multiple restaurants provided you have the time and money



Now that you have your restaurant lot, you will need to transfer funds from your household to the restaurant. Select any amount to start off, but be sure you have enough money available if you're going to spend it on building a restaurant from scratch.

NEW GAMEPLAY - CONTINUED

BASIC INFO

NEW GAME
OPTIONS

NEW GAMEPLAY

BUILD/BUY

NAMING YOUR RESTAURANT

When purchasing a restaurant venue or a pre-made restaurant, the first thing you'll want to do is customize the name. Do to this, head into build mode and hover over the "lot name" until you're able to click and edit the name. From there you can edit the name as you please!



MANAGEMENT SETTINGS

Now that your restaurant has money and name, it's time to start tweaking the management settings to your liking. You will be able to edit and customize Staff Uniforms, Ingredient Quality, the Menu, Customer Dress Code, Advertising, and Price Markup.

PRICE MARKUP

Price markups range from 100% to 300% and determine the cost for patrons. Lower prices make customers happy, but they will not mind higher prices for higher quality service and meals. Find that sweet spot for your restaurant's needs, while also making a profit.



NEW GAMEPLAY - CONTINUED

ADVERTISING

Four types of advertising packages are available for purchase. Advertising helps get the word out about your restaurant, and in turn brings more customers through the door. The costs of advertising add up quickly, so make sure you are prepared to dish out Simoleons.



In addition to having the funds to maintain steady advertising, you should also ensure you have a well qualified staff, an efficient workplace, and quality food that turns advertising money into profits for your restaurant.

The higher your rating is, the more likely those new patrons will come back to visit. Having a 4 or 5 star rating decreases the need for excessive advertisement spending since customers are drawn to higher rated restaurants.

The following advertising packages are available for purchase in the settings panel:

- Silver Package \$120/day
- Gold Package \$240/day
- Platinum Package \$480/day
- Diamond Package \$1200/day

BASIC INFO

NEW GAME
OPTIONS

NEW GAMEPLAY

BUILD/BUY

NEW GAMEPLAY - CONTINUED

BASIC INFO

NEW GAME
OPTIONS

NEW GAMEPLAY

BUILD/BUY

INGREDIENT QUALITY

When you first start off with a restaurant, your only ingredient quality option by default will be “Standard”. The option to change the quality of your ingredients helps the restaurant save costs with low-quality ingredients or aim to impress with high quality ingredients.

To unlock more ingredient quality options you will need to purchase the “Ingredient Quality Options” Perk for 500 points. Perk points are earned by interacting with customers and is explained further in the Restaurant Perks section of this guide.

The following ingredient quality choices are available in the management settings:

- Grade F (-25% Cost)
- Standard
- Fresh Organic (+10% Cost)
- Local, GMO Free, and Freshly Harvested (+25% Cost)



Keep in mind that even though you have high quality ingredients, having a highly trained and skilled chef will ultimately decide how great the food is. If you have only one chef and too many customers, you will suffer in the service department. On the other hand, if you have highly trained and skilled chefs, they will turn high quality ingredients into gold!

NEW GAMEPLAY - CONTINUED

BASIC INFO

NEW GAME
OPTIONS

NEW GAMEPLAY

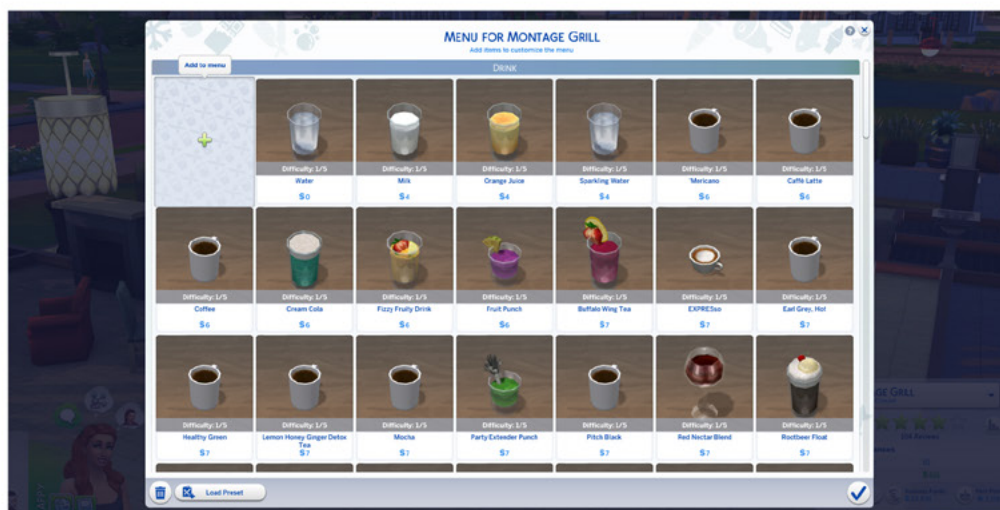
BUILD/BUY

CUSTOMIZING THE MENU

The main attraction of any restaurant is the menu. The menu can be customized directly from the management settings, and you customize it to your heart's desire.

There are four different food courses available to customize (Drinks, Appetizers, Main Course, and Dessert) and you can select up to 30 items for each course. You're not obligated to use all four courses, so feel free to create a "drinks" or "dessert" only menu.

- Select the + icon to open an expansive list of food items for each course.
- Food and drink from other packs will also be available for selection in the menu.
- You must select one item in addition to water in order to have a functioning menu



NEW GAMEPLAY - CONTINUED

Each individual food and drink item on the menu contains a difficulty level between 1 and 5. This number indicates the level of Cooking or Mixology Skill a Chef must possess in order to execute the item properly. Every difficulty level is the equivalent of 2 Skill Levels.

If creating and customizing a menu is something you would rather skip, the game also includes five pre-set menus for you to use: Dinner, Brunch, Experimental, Italian, Seafood. These pre-set menus are already created with theme-specific foods for each course, but you can still further customize the pre-set as you see fit.

EMPLOYEE OUTFITS

With the basics in order, you can move on to selecting a uniform for your employees. You can select and customize separate outfits for Hosts, Wait Staff, and Chefs.

Click the employee settings within management to launch the outfit menu. From there you can create, edit, delete, and add up to 5 uniforms for each employee. Selecting the + icon will take you into Create-a-Sim where you can select any of the available clothing options.



BASIC INFO

NEW GAME
OPTIONS

NEW GAMEPLAY

BUILD/BUY

NEW GAMEPLAY - CONTINUED

BASIC INFO

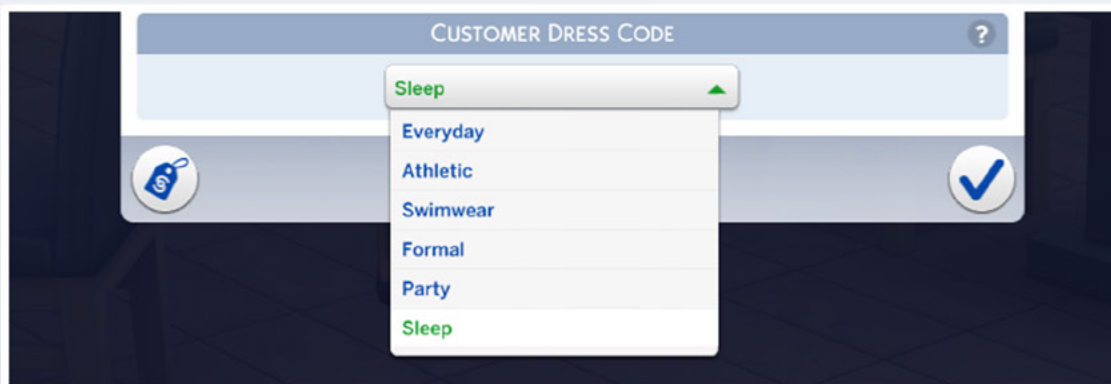
NEW GAME
OPTIONS

NEW GAMEPLAY

BUILD/BUY

DRESS CODE

In the management settings panel you have the option to choose from the following attire options: Everyday, Formal, Sleep, Swimming, Party, or Active.



If you spend the time to create a fancy upscale restaurant, you're going to want your customers to come dressed for success. Same goes for a breakfast joint where perhaps you want customers to feel comfortable in their pajamas.



NEW GAMEPLAY - CONTINUED

HIRING AND MANAGING EMPLOYEES

Employees are hired through the Business panel. You are required to hire one Host, one Waiter, and One Chef to properly function as a restaurant. Employees who are available for hire will have a random value of skills and wage preference. The higher their respective skills (maximum is 10), the more Simoleons they will want to perform at their best.

- Only one Host can be hired. By unlocking additional slots via Restaurant Perks, you can hire up to 3 Waiters and 2 Chefs. Each Chef requires their own Cooking Station.



When you first hire employees, they will be mostly unskilled and in desperate need of training. Hiring staff who are less than qualified for the job will impact the way your restaurant performs. The good thing is that with a little practice, they will become better employees. The following skills are specific to each employee:

- **Host Skills**

Comedy - Influences customer reviews of the service when seated.

Charisma - Influences customer reviews of the service when seated.

- **Wait Staff Skills**

Charisma - Influences customer reviews of the service when meals are served.

Fitness - Influences how often a Wait Staff may drop food while serving.

- **Chef Skills**

Mixology - Influences the quality of drinks. Difficult drinks require high skill.

Cooking - Influences the quality of food. Difficult foods require high skill.

BASIC INFO

NEW GAME
OPTIONS

NEW GAMEPLAY

BUILD/BUY

NEW GAMEPLAY - CONTINUED

Even though your employees may start at a lower level skill, they will begin to increase their skills soon as they begin to work. You can help boost their skills by using the Management interactions that allow you to Promote, Praise, and Train the employees. Training employees will cost money, but if you plan on keeping the employees for the long term, training will boost efficiency in the restaurant and in return ensure employee satisfaction.

- The satisfaction score of each employee (Very Unsatisfied, Unsatisfied, Neutral, Satisfied, or Very Satisfied) is displayed beneath their portrait, and is determined by their pay rate and how they are treated. Satisfaction scores will vary depending on how they feel about working for you. Using management interactions will help boost morale.



While the game prefers to use unplayed NPC Townie Sims from your current save game, there is currently a workaround for hiring Sims that you have created. This allows you to create Sims with high level skills and hire them right off the bat.

- **For Player Created Employees:**

- 1 Place a household of your preferred workers onto a lot.
- 2 Evict them from the lot.
- 3 Use the restaurant owner to open the Hire Employees menu, spawning NPCs for it.
- 4 Go to the manage households.
- 5 Delete all NPC Sims you do not want.
- This should leave just the Sims you want to hire as options. Once they are hired, feel free to move them back into your world.

BASIC INFO

NEW GAME
OPTIONS

NEW GAMEPLAY

BUILD/BUY

NEW GAMEPLAY - CONTINUED

BASIC INFO

NEW GAME
OPTIONS

NEW GAMEPLAY

BUILD/BUY

MANAGING EMPLOYEES

As a manager, it is up to you to decide if an employee is performing to your expectation. The best way to ensure that the staff is ready to roll when it's time to open, is to "Disallow" customers at the beginning of the shift. This gives you some time to interact with the staff on a more personal level and correct and grievances before rush hour hits.

- The game does not allow you to give individual employees a break, nor does it allow for different shifts. The employees you hire are the only ones who will come to work, so keep in mind that you will need to close the restaurant down to avoid tired and stressed employees. Once they become tired their performance takes a hit.



Using the "Manage" interactions on staff members will bring up plenty management specific socials. Most of the interactions are useful for boosting employee satisfaction, while others are job level specific.

NEW GAMEPLAY - CONTINUED

The following interactions are available with your employees:

- **Check Up On** - This interaction replaces the need to check the employee panel for Satisfaction Score. Notifications will pop up with commentary by the employees of how they're feeling about their job.
- **Criticize** - Use this interaction only when the employee is truly slacking off. If you use this when they are trying their hardest to do the job right, their satisfaction score will decrease and sometimes they may even quit!
- **Praise** - This interactions gives employees a temporary boost in happiness which in return helps with their performance.
- **Demote** - If the employee is making too much money for their skill level or performance, you can demote them to a lower level job position.
- **Promote** - If the employee is not making enough money for their skill level and performance, you can promote them to the next job position.
- **Fire** - Use this interaction to get rid of an employee you no longer want working for you. You can then choose whether or not to replace them by hiring a new employee to take their place.
- **Pay For Training** - Training is performed on employees who need a boost in their skill levels. Each of the 3 training levels requires a specific skill level to complete. This is the fastest and best way to increase the performance of your staff.
- **Request Cooking Speed (Chefs)** - Cooking speed is another factor that will determine the customer's opinions about the restaurant. There are three options to choose from (Normal, Carefully, and Quickly) each having a different purpose. Cooking quickly will return quicker food delivery, but a better chance of poor quality food and even food poisoning. Cooking slowly will offer higher quality dishes, but at the cost of speed. Cooking normal will be a balance between the two.
- **Inspirational Speech (Perk)** - Unlocks the "Inspirational Speech" social interaction, which can be used to inspire your employees.



BASIC INFO

NEW GAME
OPTIONS

NEW GAMEPLAY

BUILD/BUY

NEW GAMEPLAY - CONTINUED

BASIC INFO

NEW GAME
OPTIONS

NEW GAMEPLAY

BUILD/BUY

JOB LEVELS AND TRAINING

Employees begin their job at a first level position, unless they have a higher set of skills. It is up to you to promote them based on skill level and performance in order to boost their satisfaction score. Each employee type can hold 5 different job levels:

Host Levels

- Level One (\$3/hr)
- Level Two (\$6/hr)
- Level Three (\$12/hr)
- Level Four (\$20/hr)
- Level Five (\$30/hr)

Waiter Levels

- Level One (\$2/hr)
- Level Two (\$5/hr)
- Level Three (\$9/hr)
- Level Four (\$16/hr)
- Level Five (\$25/hr)

Chef Levels

- Level One (\$7/hr)
- Level Two (\$12/hr)
- Level Three (\$17/hr)
- Level Four (\$30/hr)
- Level Five (\$50/hr)



The best way to ensure that the staff is ready to move up to the next level, or even perform efficiently at their current level, is to provide them with Training. You will usually need to provide training more often to new hires, but long time employees can use the boost in skills as well. Training is completed once the employee has gone home for the day. The following training levels are available for all employees:

- **Brief Training (\$150)** - The best way to raise employee skills quickly is to send them to after work training
- **Standard Training (\$600)** - Requires the employee to have Level 5 in one of their job specific skills
- **Extensive Training - (\$1500)** - Requires the employee to have Level 7 in one of their job specific skills
- Purchasing the "Lower Employee Training Costs" perk will cut training costs in half

NEW GAMEPLAY - CONTINUED

MANAGING CUSTOMERS

Now that you've taken care of all your managements needs, it's time to open for business! Customers will only enter the restaurant while it's open, which you control via the business panel. Rating, advertising, and time of day determines how many customers will drop by, and you can control occupancy by using the Host Station interactions.



The rating stars above a customer's heads will display the Sim's thoughts on service. Red rating stars are negative, yellow ones are neutral, and green ones are positive. Hovering over the customer will reveal more information on how they feel at the current time. If your customers are feeling unsatisfied, provide a personal touch of compensation:

- **Prioritize Meal** - Get their meal to them quicker but at the cost of other customers needing to wait. Only available after the order has been placed.
- **Comp Meal** - Pay for the table's meals to increase their satisfaction. Only available after receiving the meal.
- **Free drinks/Dessert** - Pay for a round of drinks or dessert to the entire table of customers. Only available after receiving the meal.
- Sims must be sitting at their tables for you to use the "Management" options

In addition to the above, you can also "Welcome" and "Check On" customers that are seated in your restaurant. These interactions are a great way to influence a customer's overall rating of the restaurant, more specifically called "Personal Touch".

NEW GAMEPLAY - CONTINUED

- Purchasing the Curious/Curiouser Customers Perks will unlock an additional option that allows you to recommend a dish to curious customers. Be sure to select the most expensive item on the list to maximize profits!



RATINGS & REVIEWS

The most important part of a successful restaurant is making sure customers are happy. Star ratings and reviews determine how many customers will visit your restaurant, which in turn determines how much money you will make. As customers Dine Out at your restaurant, the star rating will go up and down based on a 5-star system, with 5-stars being the highest.



BASIC INFO

NEW GAME
OPTIONS

NEW GAMEPLAY

BUILD/BUY

NEW GAMEPLAY - CONTINUED

BASIC INFO

NEW GAME
OPTIONS

NEW GAMEPLAY

BUILD/BUY

As customers are greeted, seated, waited on, and served, the star rating will fluctuate based on their opinions of the service. Once they pay and depart, customers will lock in their rating as a Review. Customers leave opinions on what they feel could improve and what they liked the most about your restaurant. Feedback can be seen in the restaurant panel.

So what determines a star rating is? There are several factors that impact this score:

- **Host Greeting** - The first person to greet your customers is the host. Having a highly trained and skilled host will ensure their work satisfaction, and in return greet and seat your customers quickly.
- **Service** - Waiters are the second people to greet customers. Having a highly trained and skilled waiter will ensure that they are efficient in getting to tables in a timely fashion, and bringing out the food as soon as possible. The quicker the service, the happier the customer will be.
- **Ambiance** - Making sure your restaurant is beautifully decorated and free of trash or spoiled food is the best way to ensure great environmental satisfaction. Add a stereo speaker to your restaurant to further boost the ambiance.
- **Personal Touch** - Welcoming guests, checking on their tables, and comping the occasional meal, drink, or dessert will surely boost satisfaction.
- **Wait Time** - The amount of time it takes for a customer to receive their meal will determine if they'll wait to eat, or get up and leave. Ensuring a proper restaurant layout and highly skilled Chefs and Waiters will help decrease wait time and improve your rating.
- **Food Quality** - The quality of the food you serve is determined by the ingredient quality and the ability for Chefs to execute and ace the dish. Cooking speed also plays a role here. High quality ingredients, a well executed dish, and quick service? You're aiming for gold!
- **Food and Drink Value** - The Chef's Cooking Skills and Price Markup on the food you serve will determine if customers are happy with the value of their food. If you have a poor quality dish at a reasonable price, chances are you won't take a hit. On the other hand, if you markup a poor quality dish by 300%, expect backlash and a poor rating.

The Shift Summary on the business panel allows you to view the recommended growth opportunities, as well as the areas of excellence. This will give you a better idea of what you will need to improve in order to satisfy future customers.

- **Reviews by Restaurant Critics** are worth 10 reviews by regular customers.
When you see a food critic enter your restaurant, make sure you cater to their needs!

NEW GAMEPLAY - CONTINUED

RESTAURANT CRITIC

One of the most important customers you will ever have the pleasure of serving is the Food Critic. Food critics are instantly recognizable by the ribbon displayed beneath their star rating, and they will occasionally write down their thoughts in a notepad.



Since the review of a food critic is worth 10 times the weight of a review by customers, it is very important that you take good care of them. Once your host has greeted and seated the Food Critic, be sure to welcome them to your restaurant, and check on them often.

Once the critic places their food order with the wait staff, you should immediately prioritize their meal. This will decrease the amount of time the critic waits for the food, even though it comes at the expense of other customers. Once the food is served, give them one last reason to love your restaurant even more: Complimentary dessert!



BASIC INFO

NEW GAME
OPTIONS

NEW GAMEPLAY

BUILD/BUY

NEW GAMEPLAY - CONTINUED

BASIC INFO












NEW GAME
OPTIONS

NEW GAMEPLAY








BUILD/BUY

PERKS

The restaurant perk system allows you to boost certain aspects of your restaurant through Perk Points. Points are earned during regular active management while running a restaurant, and range from temporary to permanent benefits. Complete list of perks below.

ICON	PERK NAME	COST	EFFECT
	Curious Customers	250	Makes customers occasionally wish for a recommendation on what to order from management and unlocks the ability to give recommendations through the "Recommend Dish" social.
	Additional Waiter #1	350	Unlocks the ability to hire one additional waiter within the Manage Employees window.
	Ingredient Quality Options	500	Unlocks the ability to choose the quality of meal ingredients.
	Meal Rush (Temporary)	500	For 24 hours, more customers will stop in to eat at your restaurant.
	Surplus Harvest (Temporary)	500	Take advantage of a surplus harvest. The cost of ingredients is discounted for 24 hours.
	Patient Patrons	600	Make customers easier to impress with quick service and willing to wait longer before they get upset at slow service.
	Additional Chef	750	Unlocks the ability to hire one additional chef with the Manage Employees window. Don't forget to place a second chef station.
	Curiouser Customers	750	Increases how often customers request dish recommendations. This Perk is unlocked by the Curious Customers Perk.
	Additional Waiter #2	900	Unlocks the ability to hire one additional waiter within the Manage Employees window. This Perk is unlocked by the Additional Waiter #1 Perk.
	Inspirational Speech	900	Unlocks the "Inspirational Speech" social interaction, which can be used to inspire your employees.
	Fast Eaters	1250	Customers will eat their meals faster.

NEW GAMEPLAY - CONTINUED

ICON	PERK NAME	COST	EFFECT
	Lower Employee Training Costs	1500	Lowers the cost of training for employees.
	Ingredient Discount (Small)	1800	Permanently lowers the cost of ingredients by a small amount.
	Well Funded Foodies	1850	Customers will more often choose the more expensive menu items.
	Tidy Tippers	2000	Customers will tip a bit extra on top of every meal. Can be purchased multiple times for ever larger tips!
	Ingredient Discount (large)	3600	Permanently lowers the cost of ingredients by a large amount. Requires the Ingredient Discount (small) to be unlocked.
	Well Managed	4500	Lowers the chance of bad events happening on the restaurant while your Sim is away.
	The Chef's Hat	5000	Unlocks an additional Chef Hat for your Sims.

BASIC INFO

NEW GAME
OPTIONS

NEW GAMEPLAY

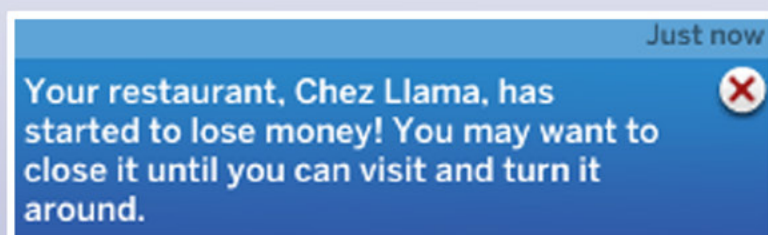
BUILD/BUY

NEW GAMEPLAY - CONTINUED

WORKING FROM HOME

Actively managing a restaurant can be tough, so luckily your Sims are not required to be there all the time. As a restaurant owner, you are able to leave and return as you please.

- You will not earn perk points when you're not actively managing the restaurant.
- Purchasing the "Well Managed" restaurant perk will lower the chance of bad events occurring while you're away. This doesn't prevent them though.
- You can continue to keep track of the restaurant via the business panel.

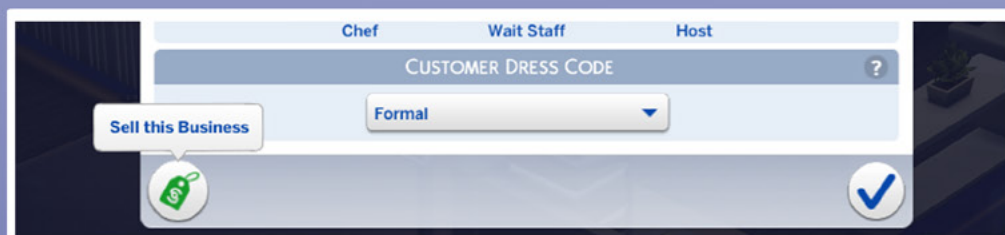


Leaving your restaurant unattended is only recommended for well established businesses. While you're away, there is a lot that can go wrong, especially if you're not around to actively manage your employees, customers, and overall well being of the restaurant.

SELLING YOUR RESTAURANT

When you feel that you've reached your restaurant's max potential, or simply have grown tired of managing your restaurant, you can sell the business in the settings panel.

- Restaurant Funds and Lot Value determine the sale price of a business



BASIC INFO

NEW GAME
OPTIONS

NEW GAMEPLAY

BUILD/BUY

BUILD / BUY

The Sims 4 Dine Out includes 142 buy and build mode items. This includes objects, build items, styled rooms, and every other item that was included with the game.



Straight Back Plush Dining Chair \$135

Another masterpiece by Savalani's, the famous furniture emporium. Its founder wanted to create a visionary chair that it is impossible to not sit up straight in...maybe? We guess. It looks deceptively simple, but it will be the best chair for great posture.



Retro Dinette Bar Stool \$115

So retro. It will make you see in black and white.

Savalani's has done it again with this magnificent piece that just screams "blast from the past" even though it looks super trendy and modern. Savalani's vision for this stool was something that would make people wonder where it belonged.



Retro Dinette Dining Chair \$155

Made from the finest pleather by the famous furniture emporium Savalani's. Even though they call themselves a furniture company, Savalani's can only make chairs, ok maybe tables, no...chairs, only chairs for sure. It is said that this particular model came inspired by the founder's journey in finding the perfect chair to ponder about life or have a meal pondering about life.



Retro Dinette Corner Booth Collection \$535

This Booth Collection comes with a table to match! Perfect for the fancy pants restaurateur who doesn't have time to do the matching themselves!



Retro Dinette Stretch Booth \$300

A relic of an age long past, this particular style of booth is a frozen capsule of timeless elegance. One can almost picture the several generations of Sims sliding up close to their date to make a move!

Comfort: 3



Retro Dinette Stretch Booth Collection \$615

This Booth Collection comes with a table to match! Perfect for the fancy pants restaurateur who doesn't have time to do the matching themselves!



Retro Dinette Corner Booth \$310

Sometimes it's not prudent to sit directly next to someone at a straight booth. What would everyone say? The scandal! So yeah, it's probably best to sit right over there, bub! Across the table where I can see you.

Comfort: 3



Angled High Back Plush Booth Collection \$835

This Booth Collection comes with a table to match! Perfect for the fancy pants restaurateur who doesn't have time to do the matching themselves!



Straight Arrow High Back Plush Booth \$600

The perfect booth for couples! This model offers the latest privacy technology letting you get up close and snuggly with that special Sim-one without all those pesky stares.



Straight Arrow High Back Plush Booth Collection \$915

This Booth Collection comes with a table to match! Perfect for the fancy pants restaurateur who doesn't have time to do the matching themselves!



Angled High Back Plush Booth \$610

Not just a booth, but a tale of woe and morality. With but a mere 90 degree turn, what began as a tale of a booth with a straight path to success becomes one in which a booth becomes twisted and crooked. There aren't many ups and downs in the storyline to be sure, but there are a few lefts and rights.

Comfort: 4



Industrial Wood Square Table \$225

If you fancy that industrial chic look, this is the table for you! The fusion of metal and wood gives extra support for those tasty meals. Also useful to display garden gnome collections, if you dare!

Dine Out 34

BASIC INFO

NEW GAME
OPTIONS

NEW GAMEPLAY

BUILD/BUY

BUILD / BUY - CONTINUED

BASIC INFO

NEW GAME
OPTIONS

NEW GAMEPLAY

BUILD/BUY



Bar Height Industrial Wood Square Table

\$255

The fusion of metal and wood comes together with precise angles to support the tastiest meals. Also useful to display garden gnome collections.



May Be Bar Height Communal Table

\$445

Metal and wood combine to make the illusion of a communal table on any Lot - Now in Bar height! This table will serve many needs, but more importantly it will serve what you'll have for dinner.



Dressed Squared Table

\$450

Neatly pressed and placed for your everyday dining needs. This chic table can be used for holding your most important possessions or impressing your guests as if you were giving a 5 star dining experience. Just be careful and don't remove the cloth...just don't.



Dressed Up Dining

\$565

Having an event? Looking to spice your home with that formal dining room flair? This table is perfect for any occasion when you desire a little bit of something extra.

Note: Cloth is not removable.



Dressed All Around Table

\$455

Do not be fooled by its appearance! This table can give your Lot the necessary ambiance to provide an excellent dining experience. Just don't try to wash the cloth...



Fancy Dining Table

\$600

Perfect for dinner party favors or if you wish to style your dining room as if it were a 5 star restaurant. Just be careful not to stain the cloth, it is really hard to wash it off.



Not A Communal Table

\$315

Be the envy of friends and strangers as they gaze into your dining room with this trendy and sophisticated table. Inspired by restaurants' communal tables, this table features a rustic design that can fit any style.



Aplenty Slats

\$515

Have your hallways help you exchange greetings in style. This hallway piece has a unique and intricate design that will have your guests wonder if someone can actually fit inside if opened the moment they walk in 'til the moment they walk out.



Not A Communal Bar Height Table

\$385

The extra height works with bar stools so you can make sure all friends and neighbors can see this table. The point of a trendy sophisticated table is to draw the envy of friends and strangers.



Marvel The Marvelous Marbled

\$575

Quite the statement piece if you are looking to wow and amaze your guests as they stroll down the hallways of your Lot - or if you are looking to make your abode look expensive without much effort. Beautifully crafted, its function is still questioned, but who cares? It is gorgeous!



May Be Communal Table

\$390

Metal and wood combine to make the illusion of a communal table on any Lot. Have an event or dine by yourself. All that matters is that this table would make your dining experience something to talk about. May it be what you were looking for.



Master Chef Shelf

\$155

If the salt tips and spills into the soup you only have your shelf to blame.

BUILD / BUY - CONTINUED

BASIC INFO

NEW GAME
OPTIONS

NEW GAMEPLAY

BUILD/BUY



Master Chef Shelf & Utensil Rack \$175

It can hold ten thousand types of spoons, but maybe all you need is a knife. Isn't it beautiful though? Don't you think?



Industro-sink \$255

A modern classic for when your washing needs go beyond the consumer level.

Hygiene: 3
Reliability: 9



Sea Plus Aquarium \$850

Move your fish into the Sea Plus Aquarium and see them thrive and grow. More swimming space and bubbles makes these fish the happiest water-dwelling creatures in captivity!

Fun: 5



Planted Life \$75

A lively and chic alternative to decorate your walls and add a bit of life to your Lot. We are not sure of the species, but we think it is delightful.

Fun: 10 Dine Out: 35



Table Lilies \$65

A great alternative during drought years when Water Lilies are hard to find.

Fun: 10 Dine Out: 35



Scientific Sprout \$135

Deep beneath the surface, numerous scientists reside without access to sunlight, air that hasn't been filtered fourteen times, or good, modern television. Tasked with proving that life can exist in the outer reaches of space, these scientists have largely failed. However, one enterprising, lab coat adorned scientist invented the



The Berry End \$145

A dapper lass by the name of Winsome Jass spied a tree set to die with not a bird or a fly. She ambled to the tree, batted away a bee, and plucked its last berried branch. Into her satchel it was tucked! The tree died, 'cus from the clouds water was not supplied, but the berry lived then, as it lives now, in The Berry End.



Perfect Bloomin' Poof \$150

Although the original version of the Perfect Bloomin' Poof was an artisan creation made by Sim hands, it was imperfect. Such is the way of the artisan. However, Perfect is in the name, and perfection is required. Therefore, enormous and terrifying robots were brought in to meticulously and perfectly shear the Poof until it appeared in



The Barber's Vase \$150

After years of daintily clipping locks and trimming whiskers, Cornelius Shear of Windenburg threw in his well-haired towel and dedicated his few remaining days to art and sculpture. While his first unsuccessful pieces focused on the affliction of male pattern baldness, his final, and most successful piece, took the famous stripe



Stouter Stuff Potter \$185

The plight of the distiller is one of flavorful production, then waste. Ancient oak barrels can only hold fine youthful liquors for so long before they peter out and are sent to the yards to decay and grow mold. Portles, the head distiller at Landgraab's Stouts, shook his fist at the metaphorical waste and began planting lovely plants in his old



House Rubber Starter Kit \$210

Every Sim should have the agricultural capabilities to build their own tire plant. Now with the House Rubber Starter Kit, your household can experience the feeling of rubber without concerns of the actual rubber yield or difficult task of manufacturing tires. However, be warned! When burned, the House Rubber Starter Kit



The Exotic Fronds \$265

These gorgeous, radiant, and rainbow defying fronds are the latest product of the best efforts of Chloro-physicists. They combine the finest and most vibrant colors in an unassuming package that delights children and terrifies certain birds.

BUILD / BUY - CONTINUED



Utensil Heaven

\$50

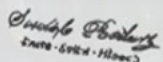
Nothing says "This is a place to eat!" like a sign which conveys that message. Showcasing your basic set of utensils, proper in any respectable establishment, this sign will tell your guests that no matter what they order, they can surely eat there.



Fancy Flourish Sign

\$50

This sign adds that extra fancy flourish and class to your storefront.



Chef's Signature Sign

\$50

It turned out much better than the Chef's signature dish, never mind that.



5 Leaves Sign

\$50

Guaranteed to not change colors and stand the test of time. Seriously...it will!



House of the Rising Bun

\$50

Attract the type of customers who can appreciate and become passionate about a good meal. No holding back with this sign!



Industrial Strength Lettering Sign

\$50

Steel load bearing beams were recycled to make this sign. We just hope that whatever building that had those beams doesn't need them...that would be bad.



Coat of Utensils Sign

\$50

The story goes that this coat of arms was rejected by the Earl of Sandwich. His loss is your gain.



The Right Angle Sign

\$50

This sign was constructed with only the most correct angles in mind.



Only In Your Eyes

\$50

This sign can warm you up on a cold day. Without words it can communicate the tastiest dishes to your customers. There is no room for misinterpretation here.



Sliver of Color Medium Wall Accent

\$110

Need more than a hint of color? Add this unique shape graphic to your wall to add pizzazz to the room.

Environment: 1



Negative Spaces Sign

\$50

A masterpiece created by renowned artist Madame Quick. This piece was inspired by a long list of negative people in her life (we think they were ex-party animals). The strokes represent the tired mornings and the late nights the artist endured.



Sliver of Color Short Wall Accent

\$110

A hint of color and shape to add pizzazz to the room. Perfect for those small spaces that you want to spruce up without making it look cramped.

Environment: 1

BASIC INFO

NEW GAME
OPTIONS

NEW GAMEPLAY

BUILD/BUY

BUILD / BUY - CONTINUED

BASIC INFO

NEW GAME
OPTIONS


NEW GAMEPLAY

BUILD/BUY

Sliver of Color Tall Wall Accent \$110

Really want to make a statement? Add a color and shape to add some (or a lot of) pizzazz to the room.

Environment: 1



The Calm Collection \$685

A series of images that focus on natural landscapes, old buildings, some familiar faces, and most importantly...stillness. Just glancing at the collection evokes a sense of calm gentleness. It's the perfect decoration to bring the serenity of the outdoors inside any room!



Catch of the Day Chalkboards \$315


The Catch of the Day Chalkboard is a great way to let Sims know special ingredients are cooking in the kitchen. Whether the catch is fresh fish, fresh vegetables, or meaty cows/pigs/chickens, these boards will cover it all. Just don't erase the pictures. It took a really long time to draw them.

Environment: 2



The Branching Bloom \$775

Gilfred von Bonhomme was pondering his latest treatise regarding oil on canvas when he walked thoroughly into a protruding branch. Though his first reaction was one of rage, von Bonhomme soon saw that his transgressor was a beautiful, ancient blossoming tree. He immediately set forth painting it. Now, to celebrate the 100 year



A Perfect Swirl \$445

Ah, that first swirl of juice in the glass. The sound of it splashing to the bottom, the sweet aroma wafting purposefully up to the nose, the taste as it washes over taste buds... well you get none of that! It's just a picture after all. But it sure looks pretty.



Medium Curtain Classic \$95

The Medium Curtain Classic will provide the perfect amount of shade that you will be content with just one.



Sunny Side Up Prints \$450

Having trouble getting hungry? Well hang this on your wall and let the tummy grumbling commence! Just be advised: it is NOT recommended to actually eat this item. It is just a picture and should not be confused with real food. (The lawyers made us say this. One Sim chokes on a mouthful of canvas and suddenly WE'RE the ones to blame. Seriously, who eats a painting



Short Curtain Classic \$95

The Short Curtain Classic will provide such minimalist shade that you may need more. Even if you don't, you will want to add more.



The Leaf Pile Prints \$500

The falling leaves perfectly represent change and movement in the world we live in. Symbolically speaking, time continues and the millions of leaves (Sims) flutter and fall with barely a sign from the universe that they even existed at all. Gosh, that's a bit sad really. But the colors are pretty.



Tall Curtain Classic \$95

The Tall Curtain Classic will provide so much shade that you might not realize it is day time.



A Set Table \$590

An exercise in abstraction, this piece focuses on the harmonious aura generated by a perfectly set table as interpolated through subconscious aural resonance. (It's actually just a collection of multi-colored circles, but that description won't sell some units.)



Simply Advertising \$175

Your restaurant will never be complete until people know what it's called. What better way than a fitting awning sign. It's Simply Advertising!

BUILD / BUY - CONTINUED

BASIC INFO

NEW GAME
OPTIONS

NEW GAMEPLAY

BUILD/BUY



Unfulfilled Floor Sign \$200

This blank sign is the perfect blank canvas to create a sign that truly expresses the essence of your establishment. Mix and match different colors, wall decals, and sculptures to create the sign of your dreams.



S.P.N. \$30

A little salt, pepper, and proper napkins go a long way.

Environment: 1



Signature Steel \$255

Too heavy for the mischievous to run off with, this sign is here to stay. Look, but don't touch!

Environment: 2



Spicebox Duo \$35

The Spicebox Duo is the latest in spice-storage technology. Secure latches keep your spices fresh as the day they were harvested.

Environment: 1



Fully Fulfilled Floor Sign Collection \$300

Why create a sign from scratch when someone else has already done the creating part for you?

Environment: 1



Proper Pitcher Platter \$45

The perfect wooden platter to serve your guests or customers. Includes stainless steel pitcher and hand-woven cloth napkins to show them that you're a proper host.

Environment: 1



Your Handy Table Menu \$15

Do not underestimate this little menu. In a sea of queues, sticky menus and hard to read chalkboards, this little guy saves the day telling you exactly what you need to know. The information held by this small table menu can potentially save your life...I mean your day!

Environment: 1



Pot o' Peppers \$50

Guess how many peppers are in the jar.

If you guess correctly, you win!

Note: We are not sure what yet, but something!



Leaning Diagonals \$20

This swanky cardholder is a great accent to your professional décor. People will think you're important since even your cards need their own clothes.

Environment: 1



Kitchenwurx Pot Set \$75

Kitchenwurx is the top provider of quality cookware. These pots are great for boiling, steaming, stirring, or simply being shiny.

Environment: 1



Olive Olives Jar \$25

Ultimate olive fans will love this jar of salty fruit. That's right, olives are fruit. The more you know...

Environment: 1



No Slip - No Mess Rug \$55

Invented for the scientists working in liquid soap factories. Every rug now comes lemon scented.

Environment: 1

BUILD / BUY - CONTINUED



The Menu Archive

\$75

Made to display the most valuable menu items to passing pedestrians while securing them behind 2 inch thick shatterproof glass. This menu will survive any natural disaster.

Environment: 1



Unfulfilled Hanging Wall Sign

\$140

This blank sign is the perfect blank canvas to create a sign that truly expresses the essence of your establishment. Mix and match different colors, wall decals, and sculptures to create the sign of your dreams.



No Forks Allowed!

\$75

This sign is perfect for the place that prides itself in being niche and/or unique. Set your place apart from the rest by confusing your guests and have them asking "Excuse me, where are the forks?" as they peruse your menu realizing that most dishes will be a challenge to eat.

Environment: 1



Bite of Light Sign

\$145

An accent of color helps distract customers from your prices.



Sign of the Times

\$95

Representing the oh so current design of the building this is placed on.


Environment: 1



Unfulfilled Wall Sign

\$150

This blank sign is the perfect blank canvas to create a sign that truly expresses the essence of your establishment. Mix and match different colors, wall decals, and sculptures to create the sign of your dreams.



Casually Cursive Sign

\$105

Unreadable to Sims under a certain age.

Environment: 1



Lily of the Wall

\$165

The fancy all natural version of a wall socket air freshener.

Environment: 1



Bold and Beautiful Sign

\$115

Stand out from the standard signs above the more common shops in the neighborhood.

Environment: 1



Extra Virgin Olive Oil Rack

\$195

Add to a rare steak and serve to dragons. What? No dragons? That is fine, you can still add to a steak or anything you fancy and feed your guests.

Environment: 1



Acute Sign

\$120

The angles on this sign are pretty cute. That's right.



What's On The Menu?

\$200

Ever wondered where those pesky menu handouts are? Never fear! This sign will not only display the specials, but itemizes the menu so well that you will never ask for a menu handout again.

BASIC INFO

NEW GAME
OPTIONS

NEW GAMEPLAY

BUILD/BUY


BUILD / BUY - CONTINUED

BASIC INFO

NEW GAME
OPTIONS

NEW GAMEPLAY

BUILD/BUY

Fully Fulfilled Wall Sign Collection
\$245

Why create a sign from scratch when someone else has already done the creating part for you?



Cancel (ES)




Dry Leaf Lattice
\$345

When a plain wall just doesn't cut it, add some depth and flair with this.

Take a long hard look and tell the world what you see in the depths of this adornment. Is it a flower? A torch? Let us know!

School of Class
\$260

This classy wall decoration is the perfect fit for any establishment looking to bring in fresh clientele.

Environment: 2 Cancel (ES)




The Travers
\$370


The ship's log records coming across a harbor master trying to sink the S.S. Medicine to make an artificial reef. He needed weight to help the ship sink that would leave no trace. The captain donated the stores of sugar to this task. It was recorded that the Schooner full of sugar helped the S.S. Medicine go down.




Granite Grill Sign
\$265

Created from a repurposed fast food burger grill, this sign gives a new life to your walls with 100% less grease.

Environment: 2

Within Reach Nectar Shelf
\$375

It is said that the lower shelf was only built so that there could be a top shelf.

Environment: 2




Fully Fulfilled Hanging Wall Sign Collection
\$290

Why create a sign from scratch when someone else has already done the creating part for you?


Cancel (ES)




Fluid Forms Tall Lighted Wall
\$380

It almost feels like it will come crashing down on you.

Environment: 1




Great Wall of Bubbles
\$315

Soothing bubbles are a great way to let your friends know that you've got cash and class. After all, you've got to be rich to afford that many bubbles.

Environment: 2




Fluid Forms Short Lighted Wall
\$380

Just the right size to break up the hard angles in your standard room.

Environment: 2




Bambuluxious
\$330

You don't need to be a nature enthusiast to enjoy this cute little accent piece that will brighten up your Lot instantly. Be green chic with this delicate and luxurious bamboo inspired decorative piece and amaze your guests!




Fluid Forms Lighted Wall
\$380

Staring at it for too long may result in a queasy feeling.

Environment: 1

BUILD / BUY - CONTINUED

BASIC INFO

NEW GAME
OPTIONS

NEW GAMEPLAY


BUILD/BUY




Four Treasures of the Sign
\$450
Created by a Master Calligrapher who used the finest llama hair brush. It is said that when viewing this sign, the spirit of the llamas engulfs your senses, making you wonder what is happening in the Lot the sign is displayed on.



Industrial Pantry Rack
\$200
Where else would you store your 5 gallon tubs of mayonnaise?
What? Mayonnaise not your thing? Oookey...



Twiggy's LED Accent
\$455
Don't leaf the light on.
Environment: 2



Potted into a Corner
\$315
The only vase that will do when you need to display a bouquet of 2 dozen sunflowers.
Environment: 2



Restaurant Menu Stand
\$45
Often replaced by dancing teenagers spinning handheld signs, this sign draws in customers with its more traditional approach.



The Executive Cave Nectar Cooler
\$365
Years of R&D, millions of Simoleons spent, and numerous interns were lost to bring you this technological achievement. It perfectly simulates a hole in the ground.
Environment: 2




Slat Wall Room Divider
\$165
The room divider you can still pass notes through.




Mythic Patio Warming Lamp
\$395
The ways of the warming lamp were supposedly lost during the first age of Sims and the stories have been generally regarded as a fable ever since. Until the glorious day arrived from whence suddenly the Warming Lamp made a triumphant return! Heat thyself in comfort!




Windowed Slat Wall Room Divider
\$175
A weight saving technique turned into a trendy new design.



Little Light
\$25
It will keep the light safe, it will keep the light true.



Birch Tree Room Divider
\$185
Bring the forest inside without all that pesky foliage.



Light In A Bottle
\$60
Seen originally in restaurants to create a romantic and cozy feel. This updated version will evoke those same feelings of romance and you will get points for giving it a modern touch.

BUILD / BUY - CONTINUED

BASIC INFO

NEW GAME
OPTIONS

NEW GAMEPLAY

BUILD/BUY



Boxed In \$210

It's a light in a box!

For your ceiling...

It's a light in a box!

Click Out - 30



Decorated Wall Sconce (Version 4) \$255

This beautiful wall sconce emits light through a delicate filigree to perfectly create that soft lighting tone. It took 4 versions to perfect this design; previous iterations were known to catch fire, explode, have electrical issues, even cause death. But it's totally safe now. Really.



Meshed Up Pendant Light \$260

An eclectic and elegant light piece that invokes wonder...and maybe hunger? It can look like a strawberry or is it more like a cheese ball?

See? It is also making you hungry! It is doing its job!



"I Dream of Sous" Chef Station \$3,300

"Order's Up!" will be screamed out in delight at blistering speeds never before seen in a professional kitchen. This free standing chef station unit is a one stop shop that creates an efficient workspace for chefs of all shapes and sizes.



Rounded Luminosity \$320

Light will go round and round with this rounded contraption, and it will also serve you as a decorative piece if needed. Modern, elegant, and functional!

Click Out - 30



Full Disclosure Chef Station \$3,350

When the chef wants to hide behind a wall and only hand food through a small hole like pushing a tray into a prison cell, well then look no further than this beauty. Delivers all the grace and functionality of the most professional kitchen unit while still being able to hide even the most hideous chef in a back room.



Just Like A Chandelier \$355

Love that chandelier look, but don't want to invest in a huge lighting piece that weighs a ton and can't really take everywhere? A piece that you can have only one of? Say no more! The Just Like a Chandelier Light has all the wonderful visual components similar to a chandelier but in a smaller size so you can have more of them if you wish!



Washer Pro Free-Standing Dishwasher \$675

This highly specialized dishwasher will make your dishes so clean you will be able to see your reflection in them. Use what the pros use and rejoice on your reflection!



Polished Metal Wall Lamp \$135

Coming in a gorgeous brushed metal or bronze finish, this light will impress all. Make no mistake - this is no first draft lamp. This is a polished, quality item that girl lights want and boy lights want to be!



Structurally Sound \$45

Safety is my priority. You can count on me to hold anything up and light the way. I will not let you down.



Modern Wall Mounted Light Bar \$160

Anyone can just grab a boring old bulb to light up a room. But for those with a more discerning taste look no further than the Modern Wall Mounted Light Bar. It will illuminate your life as well as your kitchen.



Slatted Wall Trim \$0

Add to a Half Wall for a polished look.

BUILD / BUY - CONTINUED

BASIC INFO

NEW GAME
OPTIONS

NEW GAMEPLAY

BUILD/BUY



Glass Wall Trim

\$0

Add to a Half Wall for a polished look.



Fiber Grain Carpeting

\$4

Hold down the Shift key and click to apply flooring to an entire room. While selecting a floor pattern, press Ctrl and F to apply a quarter of a tile.



All Steely And Chromed

\$105


It opens. It closes. It opens again! Stainless Steel doors for the masses or, why not, your own personal wonderland dream kitchen.



Rectangle Dream Carpeting

\$4

Hold down the Shift key and click to apply flooring to an entire room. While selecting a floor pattern, press Ctrl and F to apply a quarter of a tile.



Beyond These Doors

\$225

What lies beyond these doors, we cannot really say. Will it be the place that your heart desires? The place which your stomach will grumble in anticipation? Or will it be the place you despise?



It is up to you and only you!



Floral Fancy Carpeting

\$4

Hold down the Shift key and click to apply flooring to an entire room. While selecting a floor pattern, press Ctrl and F to apply a quarter of a tile.



Modern Wood Paneling

\$2

Hold down the Shift key and click to apply a wall covering to the whole room or exterior.



Polished Marble Tile

\$4

Hold down the Shift key and click to apply flooring to an entire room. While selecting a floor pattern, press Ctrl and F to apply a quarter of a tile.



Lofty Brick

\$2


Hold down the Shift key and click to apply a wall covering to the whole room or exterior.



Collectible Slate Tile

\$4

Hold down the Shift key and click to apply flooring to an entire room. While selecting a floor pattern, press Ctrl and F to apply a quarter of a tile.



Determined Brick

\$2

Hold down the Shift key and click to apply a wall covering to the whole room or exterior.



Venue Wall Speaker: Jazz

\$120

This wall-mounted stereo is intended for use at community venues. Playing more jazz subgenres than you knew existed.



Fun: 1
Reliability: 3

BUILD / BUY - CONTINUED



"Host with the Most" Host Station \$100

You deserve the most out of your host. Not a little. Not some. The MOST! So check out this beauty and maximize your host's potential. Do it for the sake of the customers. Do it for the children. Do it for the world!



"Wood You Like to Sit" Host Station \$160

Classy, smooth, polished. All words to describe the ideal host also apply to this host station. Never settle for second best.



"Always Waiting" Waiter Station \$125

Need to place an order? Need more water? Need a menu? Need some plates cleared? Whatever your restaurant needs, this waiter station comes packed with all the modern technology to make the wait staff shine!

BASIC INFO

NEW GAME
OPTIONS

NEW GAMEPLAY

BUILD/BUY

STYLED ROOMS



From Our Kitchen To Yours

Purchase For:

\$10,385



Buy Room

BUILD / BUY - CONTINUED

BASIC INFO

NEW GAME
OPTIONS

NEW GAMEPLAY

BUILD/BUY



Kitchen Professional

Purchase For: **\$11,680**



Buy Room



Botanical Eating

Purchase For: **\$6,029**



Buy Room



Rustic Diner

Purchase For: **\$6,742**



Buy Room

BUILD / BUY - CONTINUED

BASIC INFO

NEW GAME
OPTIONS

NEW GAMEPLAY

BUILD/BUY



Trendy Dining

Purchase For: \$7,497



Buy Room



For Most Family Dinners

Purchase For: \$8,343



Buy Room



Dining In The Open

Purchase For: \$4,561



Buy Room

DINNER IS SERVED

THE SIMS 4
DINE OUT

UNOFFICIAL SIMSVIP GUIDE

Own a restaurant and take your Sims out to eat with The Sims 4 Dine Out. Create and manage a variety of restaurants, hire staff, and set the perfect menu to earn a profit and expand your business. Dine out with Sims to enjoy all-new experimental cuisine and spend quality time with friends and family.

- Create Unique Restaurants
 - Become an Owner
 - Dine Out with Your Sims



SIMSVIP.COM

KERRIBRILLINGER
.COM

THIS GAME GUIDE WAS WRITTEN BY:

SimsVIP

THIS IS A GAME GUIDE FOR:
THE SIMS 4 DINE OUT GAME PACK
(PC/MAC)

THIS GUIDE IS NOT AN OFFICIAL GAME GUIDE. THIS GUIDE WAS COMPOSED INDEPENDENTLY AND NOT ENDORSED BY OR AUTHORIZED BY ELECTRONIC ARTS. SIMSVIP GAME GUIDES ARE CREATED SOLELY FOR INFORMATIONAL PURPOSES. SIMSVIP HAS MADE EVERY EFFORT TO ENSURE THE INFORMATION IN THIS GUIDE IS ACCURATE AND MAKES NO WARRANTY AS TO THE ACCURACY OR COMPLETENESS OF THE MATERIAL WITHIN THE GUIDE THE SIMS GAMES ARE OWNED AND OPERATED BY ELECTRONIC ARTS

*This is an unofficial game guide for the Sims 4 Dine Out Game Pack (PC/MAC)

© 2016 All Rights Reserved